

2021-22 Texas Academic Performance Report (TAPR)

District Name: HURST-EULESS-BEDFORD ISD

Campus Name: LAKEWOOD EL

Campus Number: 220916118

2022 Accountability Rating: B

Distinction Designations:

Academic Achievement in Mathematics

Academic Achievement in Science

Top 25 Percent: Comparative Closing the Gaps

Postsecondary Readiness

This page is intentionally blank.

Texas Education Agency
 2021-22 STAAR Performance (TAPR)
 LAKEWOOD EL (220916118) - HURST-EULESS-BEDFORD ISD - TARRANT COUNTY

School Year	State	District	Campus	African American	Hispanic	White	American Indian	Asian	Pacific Islander	Two or More Races	Special Ed (Current)	Special Ed (Former)	Continuously Enrolled	Non-Continuously Enrolled	Econ Disadv	Mon
-------------	-------	----------	--------	------------------	----------	-------	-----------------	-------	------------------	-------------------	----------------------	---------------------	-----------------------	---------------------------	-------------	-----

STAAR Performance Rates by Tested Grade, Subject, and Performance Level


Grade 3 Reading


At Approaches Grade Level or Above	2022	76%	87%	93%	86%	94%	96%	*	100%	*	86%	78%	*	94%	88%	89%	100%
2021	2021	67%															



Texas Education Agency
 2021-22 STAAR Performance (TAPR)
 LAKEWOOD EL (220916118) - HURST-EULESS-BEDFORD ISD - TARRANT COUNTY

	School Year	State	District	Campus	African American	Hispanic	White	American Indian	Asian	Pacific Islander	Two or More Races	Special Ed (Current)	Special Ed (Former)	Continuously Enrolled	Non-Continuously Enrolled	Econ Disadv	EB EL (Current & Monitored)
Reading and Mathematics	2022	31%	49%	39%	45%	13%	53%	-	71%	*	25%	0%	*	45%	25%	33%	50%
	2021	24%	33%	36%	22%	31%	46%	-	*	*	67%	7%	*	38%	30%	27%	23%
Reading and Mathematics Including EOC	2022	31%	49%	39%	45%	13%	53%	-	71%	*	25%	0%	*	45%	25%	33%	50%
	2021	24%	33%	36%	22%	31%	46%	-	*	*	67%	7%	*	38%	30%		







The image shows a horizontal bar chart. The top portion of the bar is a solid blue color and is divided into 18 equal-width segments by thin white vertical lines. The bottom portion of the bar is a solid tan color and is a single continuous block. The total height of the bar is approximately 100 units.

Texas Education Agency
2021-22 Bilingual Education/English as a Second Language (Current EB Students/EL) (TAPR)
LAKEWOOD EL (220916118) - HURST-EULESS-BEDFORD ISD - TARRANT COUNTY

Due to the cancellation of spring 2020 STAAR, 2022 and 2019 School progress and STAAR progress measure data are shown.







Texas Education Agency
 2021-22 STAAR Participation (TAPR)
 LAKEWOOD EL (220916118) - HURST-EULESS-BEDFORD ISD - TARRANT COUNTY

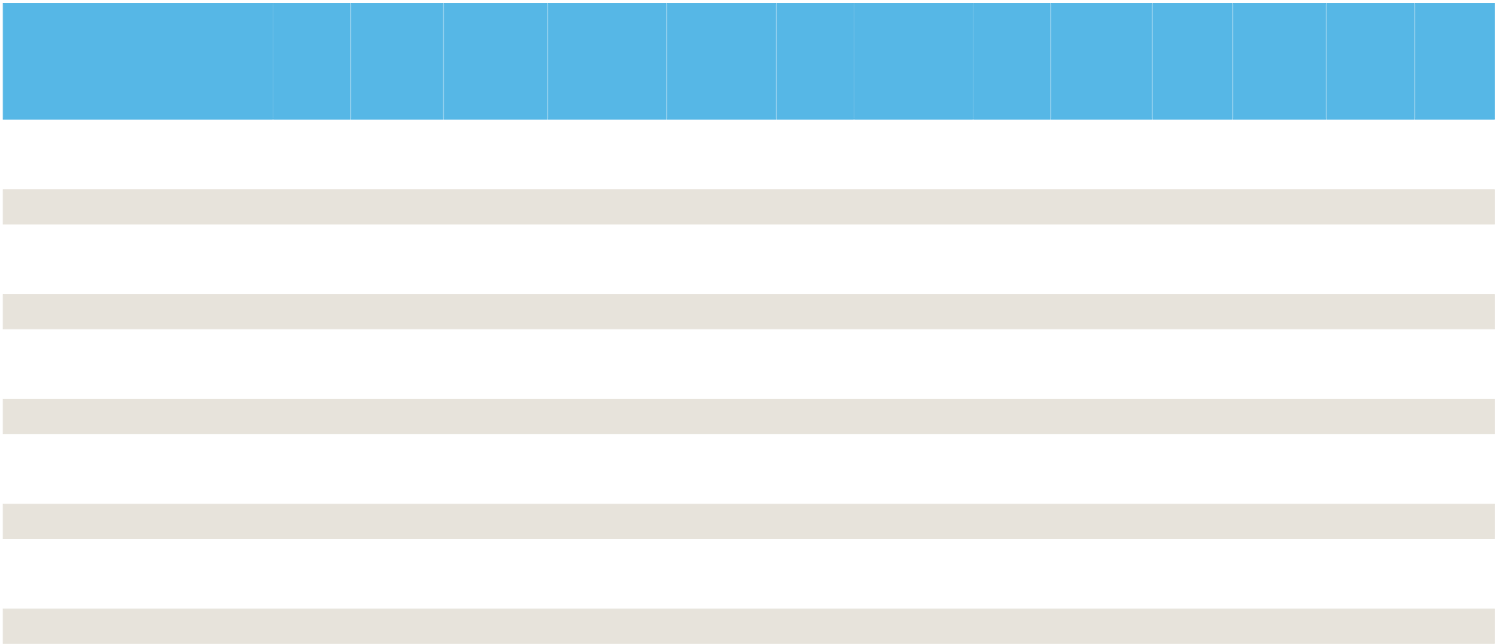
	State	District	Campus	African American	Hispanic	White	American Indian	Asian	Pacific Islander	Two or More Races	Special Ed (Current)	Special Ed (Former)	Continuously Enrolled	Non-Continuously Enrolled	Econ Disadv	EB EL (Current & Monitored)
Not Included in Accountability: Other Exclusions	0%	1%	0%	0%	0%	0%	-	0%	*	0%	0%	*	0%	0%	0%	0%
Not Tested	13%	5%	6%	0%	3%	11%	-	0%	*	13%	11%	*	6%	5%	4%	0%
Absent	2%	2%	0%	0%	0%	0%	-	0%	*	0%	0%	*	0%	0%	0%	0%
Other	10%	3%	6%	0%	3%	11%	-	0%	*	13%	11%	*	6%	5%	4%	0%

*

Texas Education Agency
 2021-22 Attendance, Graduation, and Dropout Rates (TAPR)
 LAKEWOOD EL (220916118) - HURST-EULESS-BEDFORD ISD - TARRANT COUNTY

	State	District	Campus	African American	Hispanic	White	American Indian	Asian	Pacific Islander	Two or More Races	Special Ed	Econ Disadv	EB/EL
Graduates, TxCHSE, and Continuers	93.8%	98.9%	-	-	-	-	-	-	-	-	-	-	-
Class of 2019													
Graduated	92.0%	98.7%	-	-	-	-	-	-	-	-	-	-	-
Received TxCHSE	0.5%	0.2%	-	-	-	-	-	-	-	-	-	-	-
Continued HS	1.3%	0.1%	-	-	-	-	-	-	-	-	-	-	-
Dropped Out	6.1%	0.9%	-	-	-	-	-	-	-	-	-	-	-
Graduates and TxCHSE	92.6%	99.0%	-	-	-	-	-	-	-	-	-	-	-
Graduates, TxCHSE, and Continuers	93.9%	99.1%	-	-	-	-	-	-	-	-	-	-	-
6-Year Extended Longitudinal Rate (Gr 9-12)													
Class of 2019													
Graduated	92.6%	98.8%	-	-	-	-	-	-	-	-	-	-	-
Received TxCHSE	0.6%	0.2%	-	-	-	-	-	-	-	-	-	-	-
Continued HS	0.6%	0.1%	-	-	-	-	-	-	-	-	-	-	-
Dropped Out	6.2%	0.8%	-	-	-	-	-	-	-	-	-	-	-
Graduates and TxCHSE	93.2%	99.0%	-	-	-	-	-	-	-	-	-	-	-
Graduates, TxCHSE, and Continuers	93.8%	99.2%	-	-	-	-	-	-	-	-	-	-	-
Class of 2018													
Graduated	92.6%	99.4%	-	-	-	-	-	-	-	-	-	-	-
Received TxCHSE	0.7%	0.1%	-	-	-	-	-	-	-	-	-	-	-
Continued HS	0.6%	0.0%	-	-	-	-	-	-	-	-	-	-	-
Dropped Out	6.1%	0.5%	-	-	-	-	-	-	-	-	-	-	-
Graduates and TxCHSE	93.3%	99.5%	-	-	-	-	-	-	-	-	-	-	-
Graduates, TxCHSE, and Continuers	93.9%	99.5%	-	-	-	-	-	-	-	-	-	-	-
4-Year Federal Graduation Rate Without Exclusions (Gr 9-12)													
Class of 2021	90.0%	96.7%	-	-	-	-	-	-	-	-	-	-	-
Class of 2020	90.3%	97.0%	-	-	-	-	-	-	-	-	-	-	-
RHSP/DAP Graduates (Longitudinal Rate)													
Class of 2021	87.5%	-	-	-	-	-	-	-	-	-	-	-	-
Class of 2020	83.0%	-	-	-	-	-	-	-	-	-	-	-	-
FHSP-E Graduates (Longitudinal Rate)													
Class of 2021	3.8%	0.1%	-	-	-	-	-	-	-	-	-	-	-
Class of 2020	4.3%	0.4%	-	-	-	-	-	-	-	-	-	-	-
FHSP-DLA Graduates (Longitudinal Rate)													

Texas Education Agency
2021-22 Attendance, Graduation, and Dropout Rates (TAPR)



Texas Education Agency
 2021-22 Graduation Profile (TAPR)
 LAKEWOOD EL (220916118) - HURST-EULESS-BEDFORD ISD - TARRANT COUNTY

	Campus Count	Campus Percent	District Count	State Count
Graduatesf(2020-21 Annual Graduates)				
Total Graduates	-	-	1,633	358,842



There is no data for this campus.

There is no data for this campus.

There is no data for this campus.

Texas Education Agency
 2021-22 Student Information (TAPR)
 LAKEWOOD EL (220916118) - HURST-EULESS-BEDFORD ISD - TARRANT COUNTY

Student Information	--Non-Special Education Rates--			--Special Education Rates--		
	Campus	District	State	Campus	District	State

Texas Education Agency
2021-22 Staff Information (TAPR)
LAKEWOOD EL (220916118) - HURST-EULESS-BEDFORD ISD - TARRANT COUNTY

- Indicates there is no data for the item.
- * Indicates results are masked due to small numbers.
- ** When only one student disability or assessment group is masked, then the second smallest student disability or assessment group is masked regardless of size.
- n/a Indicates data reporting is not applicable for this group.
- ? Indicates that the data for this item were statistically improbable or were reported outside a reasonable range.

Link to: [PEIMS Financial Standard Reports 2020-21 Financial Actual Report](#)
(To open link in a new window, press the "Ctrl" key and click on the link.)